

Thank you for purchasing a National Cycle Accessory. Before beginning installation please look over this guide and be sure one possess the skills and workshop tools to properly complete the installation. Otherwise a motorcycle dealer would be glad to complete the installation.

**Dealers:** If installing the windshield for a customer please give them this manual. It contains information needed to properly maintain and use this product.

**Attention:**



Special notes and cautionary measures which can prevent damage to the accessory or motorcycle.

**Note:**



Tips for facilitation of operation, control and adjustment, as well as maintenance work.

**Parts Included**


<u>INDEX</u>	<u>DESCRIPTION</u>	<u>QTY.</u>
1	Hardcoated Polycarbonate VStream Windscreen	1
N20304	Dark Tint, Sport	
N20305	Light Tint, Mid	
N20306	Clear, Tour	



Phillips Screw Driver #2

**PREPARATION**

1. Position the motorcycle securely on its stand.
2. Remove the four screws holding the stock cover plate and windscreen. (**#2 Phillips Screw Driver**)
3. Remove the stock windscreen.



N20305 pictured

## INSTALLATION

1. Select the high or low mount position. **Figure 1**

2. Re-position stock well nuts if necessary.



Insert screw into well nut to ease installation.  
**Figure 2**

3. Position the mount holes over well nuts. **Figure 3**

4. Install the VStream Windscreen using stock hardware.  
**(#2 Phillips Screw Driver)**

5. Tighten Screws firmly. Do not over tighten.




Figure 1




Figure 2

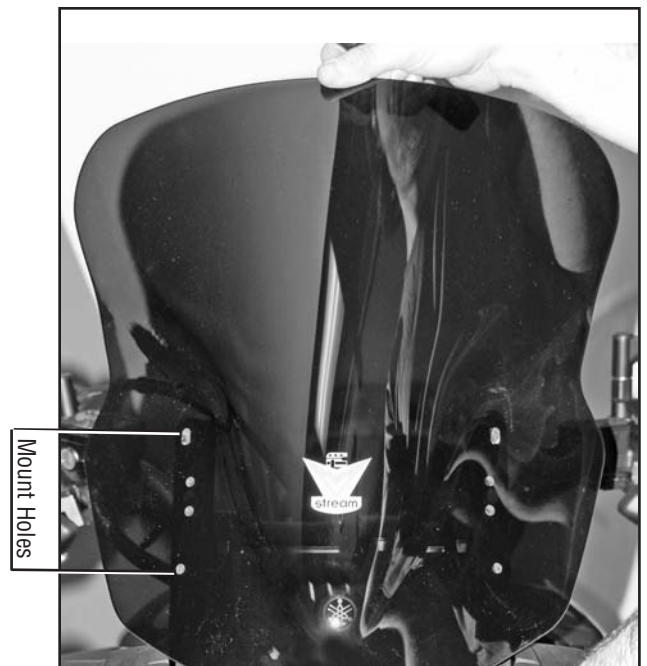


Figure 3

## MAINTENANCE

**Cleaning:** Wash with a clean soft cloth, plenty of warm water and, if necessary, a non-abrasive soap such as dishwashing liquid. Flannel or soft chamois make good cleaning cloths. Do not use rain protective products on the screen due to the solvent action of the alcohol in these products. Do not allow brake fluid, alcohol, or strong solvents to contact the screen.

National Cycle Windshield Wash Part number N1401 is good for everyday cleaning. Product is supplied with a handy travel size container and cloth for easy storage on the motorcycle.

## RAINZIP® TREATMENT

National Cycle's rain repellent treatment. RainZip treatment N1410-01.

Inquire with your local dealer or visit: [www.nationalcycle.com](http://www.nationalcycle.com)

## WARNING

Never ride your motorcycle with loose accessory mounting hardware. Check the hardware for tightness regularly.

Today's motorcycles are built with enough frame rigidity to withstand the moderate loads imposed on them by the foreseeable addition of an accessory(ies). If an accessory(ies) adversely affects your motorcycle's stability, immediately remove the accessory(ies). Do not ride a motorcycle that exhibits unsafe handling traits.

Have experienced service personnel correct any problem before riding with the accessory(ies) installed. For further questions concerning handling problems associated with an accessory(ies), contact your dealer, motorcycle manufacturer, or accessory manufacturer.

Sunlight reflected off the inside curvature of the windscreen can, at certain times of day, cause extreme heat buildup on the motorcycle's instruments and possibly even melt them. Exercise care in parking to avoid this. Park your motorcycle facing the sun or place an opaque object over this area.



### National Cycle 3-Year Limited Warranty

Register your windshield on Line at: [www.nationalcycle.com/register.html](http://www.nationalcycle.com/register.html)  
or contact Customer Service at National Cycle, Inc. / PO Box 158 / Maywood, IL 60153 / USA 708/343/0400

National Cycle hereby warrants to the original registered owner of a National Cycle polycarbonate windshield for a period of three years from the date of purchase against breakage. This limited warranty is expressly limited to the replacement of the polycarbonate windscreen. This limited warranty does not include scratches, coating failure, cosmetic wear and tear, replacement of hardware, or any consequential damages or expenses including labor cost of installation, removal and/or replacement, inconvenience, inbound freight expenses or damage to any other component of the motorcycle or any other accessories. Certain chemicals, generally known as acidic hydrocarbons, are known to cause polycarbonate damage and will not be covered under this limited warranty. Please refer to the cleaning instructions supplied with all National Cycle windshields.

VStream® Wind protection products are covered by patent 7,387,328.

VStream® and National Cycle® are registered trademarks of National Cycle, Inc.